



9 INDUSTRIAL PARK DRIVE  
PELICAN RAPIDS, MN 56572  
PHONE: 218-863-6444  
FAX: 218-863-6446  
ATTINTL@LORETEL.NET

### Building Layout Form

Name: \_\_\_\_\_ Home Phone: \_\_\_\_\_  
Address \_\_\_\_\_ Work Phone: \_\_\_\_\_  
\_\_\_\_\_ Cell Phone: \_\_\_\_\_  
Email: \_\_\_\_\_

Width \_\_\_\_\_ Length \_\_\_\_\_ Height \_\_\_\_\_ Sq. Feet \_\_\_\_\_

Building Use: \_\_\_\_\_

6" wall insulation? \_\_\_\_\_ 8" roof insulation? \_\_\_\_\_

High "E" Reflectex? \_\_\_\_\_ Interior Steel Liner? \_\_\_\_\_

Colors: Roof \_\_\_\_\_ Walls \_\_\_\_\_ Trim \_\_\_\_\_

Wainscot? \_\_\_\_\_ If yes, color? \_\_\_\_\_

Accessory \_\_\_\_\_ Qty \_\_\_\_\_ Soffit Color \_\_\_\_\_

Walk Doors w/o window \_\_\_\_\_ Powerlift Hydraulic \_\_\_\_\_

Walk Door w/window \_\_\_\_\_ Door Color \_\_\_\_\_

Sliding Window \_\_\_\_\_ Size? \_\_\_\_\_ 4w x 3h

Skylights (3x5) \_\_\_\_\_

10' Ridge Vents \_\_\_\_\_

Gutters / Downspouts \_\_\_\_\_ lineal feet

Framed Garage Door Openings \_\_\_\_\_

OH Doors \_\_\_\_\_ Size: \_\_\_\_\_

Bifold Doors \_\_\_\_\_ Size: \_\_\_\_\_

Hydraulic Doors \_\_\_\_\_ Size: \_\_\_\_\_

Sliding Doors \_\_\_\_\_ Size: \_\_\_\_\_

Overhang \_\_\_\_\_ Size: \_\_\_\_\_

Miscellaneous: \_\_\_\_\_

>>>PLEASE SHOW ACCESSORY LOCATIONS ON THE BACK OF THIS FORM<<<<

Specific Directions to job site:

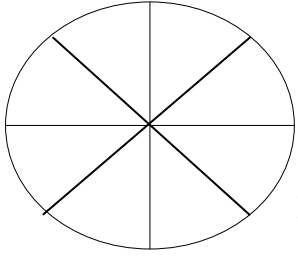
\_\_\_\_\_  
\_\_\_\_\_  
\_\_\_\_\_

Customer Signature: \_\_\_\_\_ Date: \_\_\_\_\_

(By signing you approve the above accessories for your building and their locations indicated on the back of this form)

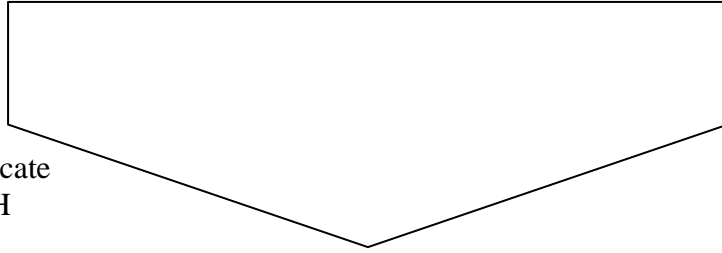
# Building Layout Form

Please locate all doors, windows, framed openings, and overhangs.



Please indicate  
NORTH

End wall




Side Wall Height \_\_\_\_\_

Overhang size 6 12 18

Endwall Overhang \_\_\_\_\_


Sidewall Overhang \_\_\_\_\_



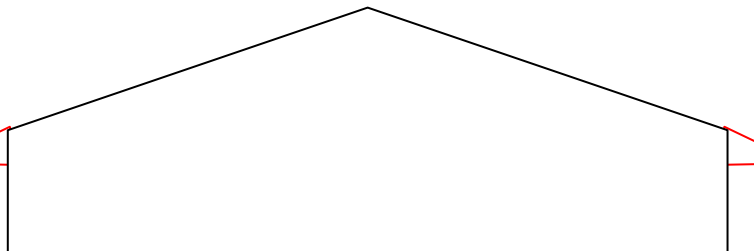
Length \_\_\_\_\_



Width \_\_\_\_\_



Don't forget  
the Overhang



End wall

Note:  
Building height must be  
2' taller than  
**OVERHEAD DOOR**  
height for doors less than  
13' wide and 4' taller than  
overhead door height for  
doors more than 13' wide

Customer  
signature \_\_\_\_\_

Date \_\_\_\_\_